



Dear Donor,

We appreciate your interest to join hands to donate your hair for this noble cause. Kindly follow the below instructions before you cut or donate your precious hair.







1. **Wash and cleanser your hair neatly.**
2. **Tie your hair in ponytail tightly using a rubber band. We recommend using 2 rubber bands to tie tightly on to it so that the cut hair is secured completely without falling.**
3. **Cut your hair just about the ponytail.**
4. **Length of the hair should be more than 12 inches (below 12 inches are not usable or acceptable). If the length is less than 12 inches you should wait the hair to grow under above inches or more.**
5. **Dandruff/ damaged/ chemically treated hair are not recommended or used.**
6. **Do not let the hair to be donated fall on the ground as hair swept off the floor is unusable for making wigs.**
7. **Do not wash and style ponytail in way after it has been cut off.**
8. **Place the cut ponytail, intact with the elastic band in a zipper-lock bag and seal tightly.**
9. Place the zipper bag in a padded or plastic envelope.
10. You can send the hair by speed post or courier in the below address
Dopamine Foundation, D-11, Bapu Nagar, Jaipur 302017, Rajasthan, India
11. There is no preferred courier service. Please mention that the packet contains hair which is of no value.
12. Please provide your complete postal address with your mobile number for getting a Certificate of Appreciation from us.
13. For any further details, you can e-mail us foundationdopamine@gmail.com.
14. Pls share your pre-post hair cut pictures while sending your hair to us. This will be posted in our Social Media pages for motivating and inspiring others.
15. Please save the mobile number + 91 80036 95099 on your mobile, for getting the latest updates from us.
16. You also have an opportunity to support a cancer patient by donating a wig or by providing wig making charges or cost to us.

A woman's hair is considered to be the most significant part of her beauty and femininity in various cultures. Hair loss is the most apparent physical sign of the battle against cancer. Losing hair while undergoing cancer treatments affects their self-esteem and is the primary reason many women hesitate to avail treatments. To prevent this, we provide wigs to boost the confidence of women fighting cancer. It is a hair donation cum wig donation drive that aims to encourage women to avail cancer treatment across India.

Anyone can cut your hair. We encourage all of our donors to go to a salon they are already familiar with to ensure their comfort when donating. ***If you know any cancer patients in your locality who is suffering and in need of wigs you can inform us on 80036 95099. We will provide all possible help to them.***

Thank you for your valuable contribution.

Instructions to Donate Hair

	
<p>Wash your hair thoroughly</p>	<p>Gather hair at the nape of the neck</p>
	
<p>Secure hair tightly with an elastic band to avoid falling on the ground</p>	<p>Ensure that the hair band is just below where you want to cut your hair</p>
	
<p>Measure the length of the ponytail, ensure hair is longer than 12 inches</p>	<p>Cut the hair just above the elastic band so that the elastic band remains on the pony tail after cutting and keeps hair together</p>